



Investor acknowledgement that the minimum disclosures as contained herein per BN 92:

Signature



MI-PLAN IP INFLATION PLUS 3 FUND

May 2018

MI-PLAN

Asset Management
Retirement Partners | Analytics

FUND INFORMATION

Inception date	31 May 2004
Sector	South African - Multi Asset - Low Equity
Risk profile	Conservative
Minimum investment	Lump sum: R10 000; Monthly: R500
Asset composition	Equity, Fixed Interest and Cash
Benchmark	CPI + 3%
Fund Size	R 84,531,398
Income declaration	Quarterly (Mar / Jun / Sep / Dec)

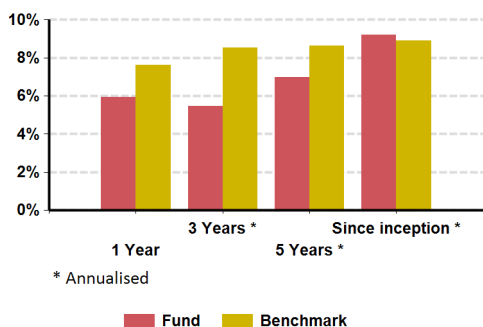
	JSE Code	Annual mngmnt fee (excl. VAT)	TER (%)	TC (%)	TIC (%)	NAV	Units in Issue
Class A1: (LISP)	PIPA1	1.25%	1.74	0.07	1.81	1,829	355,306
Class B4: (Allinshare) Inc. max commission of 1.0%	PIPB4	2.25%	2.88	0.07	2.95	1,823	226,820
Class B5: (Retail & Clean Class)	PIPB5	0.75%	1.17	0.07	1.24	1,830	2,982,390

Total Expense Ratio (TER) of the value of the financial product was incurred as expenses relating to the administration of the financial product. Transaction Cost (TC) of the value of the financial product was incurred as costs relating to the buying and selling of the assets underlying the financial product. Total Investment Charges (TIC) of the value of the financial product was incurred as costs relating to the investment of the financial product. Period (annualised) from 01 Jan 2015 to 31 Dec 2017.

A higher TER does not necessarily imply a poor return, nor does a low TER imply a good return. The current TER may not necessarily be an accurate indication of future TER's. Transaction Costs are a necessary cost in administering the Financial Product and impacts Financial Product returns. It should not be considered in isolation as returns may be impacted by many other factors over time including market returns, the type of financial product, the investment decisions of the investment manager and the TER.

Distributions (Class A1):	CPU
	Jun 2017 14.43
	Sep 2017 13.61
	Dec 2017 12.91
	Mar 2018 15.57

FUND PERFORMANCE



INVESTOR PROFILE

This fund is suitable for conservative investors with an investment time horizon of between 1 and 3 years who wish to have their fund managed to a specified real return target with appropriate risk controls.

APPLICATION

The Mi-Plan IP Inflation Plus 3 Fund is a risk-managed balanced portfolio comprising a range of domestic and foreign asset classes. The fund also forms part of Mi-Plan's range of risk-controlled portfolios in a time-based process designed to integrate the portfolio construction or asset allocation framework with our proprietary financial planning software called MI-PLAN.

OBJECTIVE

The portfolio will follow a conservative investment approach with its primary objective being to obtain a return of at least CPI Plus 3% per annum over a rolling three-year period. The investment manager will aim to achieve a return of at least CPI over rolling 12 month periods.

FUND MANAGEMENT



Tony Bell
BCom (Hons), MBA
CIO / Portfolio Manager
Vunani Fund Managers

Equity markets around the world have paused over the last while with emerging markets decidedly weaker. Bond yields in the US have strengthened over the month while European yields have weakened. The same picture is evident in currency markets with the dollar appreciating against most currencies on a trade weighted basis. What has changed from a quarter ago when the world appeared to be on a synchronized growth path? The answer appears to be a combination of Trump's slow but inexorable disruption of global trade flows, structural agreements, and regulatory shifts that negatively impact the rest of the world while putting America first through deregulation of the local market and a rather large tax rebate. The net result is slower emerging market growth, preference for the dollar as investors move to the US in search of growth and returns, and a mini blow out in the marginal European bond markets where yields have been suppressed for far too long as a result of the ECB's extended QE program. In short: the world is likely to grow at a much slower pace with heightened levels of structural risk as equilibrium levels are reset. The performance of domestic stocks and bonds have mirrored the trend in emerging markets. A number of positive developments are evident within the political arena. Sadly, SA has too much ground to catch up and it is too late in the cycle for any meaningful input from external growth sources. Time will tell whether the investment cycle improves as a result of foreign direct investment. The interest is evident, but the commitment is still fragile. Foreigners have been net buyers of SA bonds but net sellers of SA equity. Against this background we have maintained a defensive position in your portfolio with higher than average cash levels. We see this defensive position as prudent within the current environment as central banks move further to "taper" and growth vectors shift lower.

An analysis of factors affecting the adherence to the policy objective is contained in the fund manager commentary together with performance as reported. A detailed listing of changes from the previous quarter is available on request from info@miplan.co.za or clientservices@ipmc.co.za

Collective Investment Schemes are generally medium to long term investments. The value of participatory interests or the investment may go down as well as up. Past performance is not necessarily a guide to future performance. Collective investment schemes are traded at ruling prices and can engage in borrowing and scrip lending. A schedule of fees and charges and maximum commissions is available on request from the manager. The Manager does not provide any guarantee either with respect to the capital or the return of a portfolio. The Manager retains full legal responsibility for the Fund, regardless of Co-Naming arrangements. Transaction cutoff time is 14:30 daily. Each portfolio may be closed for new investments. Valuation time is 15:00 (17h00 at quarter end). Prices are published daily and available in newspapers countrywide, as well as on request from the Manager. IP Management Company (RF) Pty Ltd is the authorised Manager of the Scheme – contact 021 673 1340 or clientservices@ipmc.co.za. Standard Bank is the trustee / custodian – contact compliance-IP@standardbank.co.za. Additional information including application forms, the annual report of the Manager and detailed holdings of the portfolio as at the last quarter end are available, free of charge, from clientservices@ipmc.co.za. IP Management Company is a member of ASISA. A statement of changes in the composition of the portfolio during the reporting period is available on request. The performance is calculated for the portfolio. The individual investor performance may differ as a result of initial fees, the actual investment date, the date of reinvestment and dividend withholding tax. The fund is invested in portfolios of collective investment schemes that levy their own charges, and which could result in a higher fee structure for the fund.



MI-PLAN IP INFLATION PLUS 3 FUND May 2018



Asset Management
Retirement Partners | Analytics

RISK AND RETURN STATISTICS to 31 May 2018

PERFORMANCE

	FUND	BMK	RANK	QRTL
1 Year	5.9%	7.6%	23/142	1
3 Years *	5.5%	8.5%	30/111	2
5 Years *	7.0%	8.6%	24/85	2
Since inception *	9.2%	8.9%		
Information ratio	0.1			
Active returns (since inception)	0.3%			

	Year	Performance
Highest return	2006	15.4%
Lowest return	2008	-1.7%

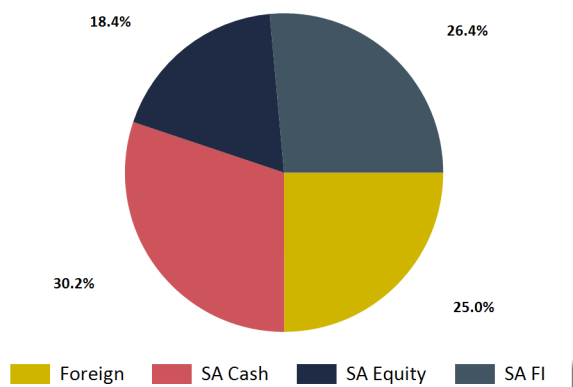
* Returns are annualised if period is longer than 12 months.
Annualised returns is the weighted average compound growth rate over the performance period measured.
 Fund returns shown are based on NAV-NAV unit pricings calculated from INET for a lump-sum investment with income distribution reinvested (after fees and cost).
 Source for ranking and quartile: Profile Data and Financial Express. Based on B5 class.

TOP 10 SA EQUITY HOLDINGS

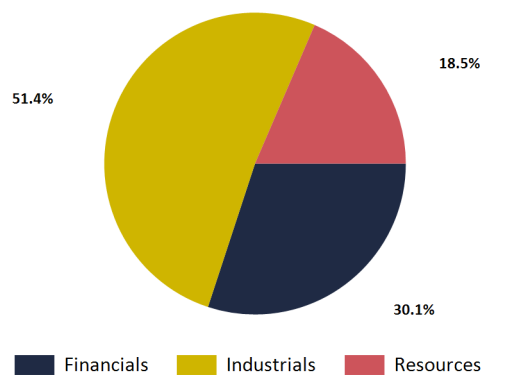
	% OF EQUITY
Naspers	17.9%
Standard Bank Group	5.9%
Old Mutual	5.0%
Bidvest Group	5.0%
Sasol	4.3%
Anglo American	4.2%
BHP Billiton	3.9%
Growthpoint Prop Ltd	3.7%
Netcare	3.5%
Nedbank Group	3.4%

PORTFOLIO STRUCTURE as at 31 May 2018

EFFECTIVE ASSET ALLOCATION



SA EQUITY SECTOR ALLOCATION



CONTACT DETAILS

Anton Turpin - Managing Director

info@miplan.co.za

MI-PLAN Investment Partners and IP Management Company

3rd Floor, Letterstedt House & 1st Floor Mariendahl House, Newlands-on-Main, Newlands, 7700 PO Box 23271, Claremont, 7735

Client Service (IP) T +27 21 673 1340 | Miplan +27 21 657 5960

email: clientservices@ipmc.co.za www.MI-PLAN.co.za

MI-PLAN (Pty) Ltd (Reg. No 2008/001568/07) is a licensed Financial Services Provider No. 9383

IP Management Company (RF) (Pty) Ltd (Reg. No 2007/017601/07)

Vunani Fund Managers (Pty) Ltd (Reg. No 1999/015894/07) is a licensed Financial Services Provider No. 608

ASISA A MEMBER OF THE ASSOCIATION FOR SAVINGS & INVESTMENT SA



The portfolio may include foreign investments and the following additional risks may apply: liquidity constraints when selling foreign investments and risk of non-settlement of trades; macroeconomic and political risks associated with the country in which the investment is made; risk of loss on foreign exchange transactions and investment valuation due to fluctuating exchange rates; risk of foreign tax being applicable; potential limitations on availability of market information which could affect the valuation and liquidity of an investment. All of these risks could affect the valuation of an investment in the fund.

Disclosure: MI-PLAN has a 37% ownership interest in IP Management Company (RF) (Pty) Ltd. IP Management is a registered Collective Investment Manager in terms of CISCA and performs administrative functions on co-branded MI-PLAN IP unit trusts for which it receives contracted fees. In terms of its licence, IP Management Company may not conduct any other business other than the business of running a Collective Investment scheme. Accordingly, all intermediary service and advice where applicable, is provided by MI-PLAN in terms of its licence for which remuneration is paid from the fees mandated in the supplemental deed and disclosed herein. MI-PLAN offers investors a unique liability matching offering that matches the clients portfolio to their unique needs as documented at www.miplan.co.za. The complexity and uniqueness of this process and variability of each client's needs, required that technology be used to embed MI-PLAN's intellectual property in the financial service offering. In delivering this financial service, software is provided by MI-PLAN to advisers that determines a liability matched asset allocation, constructed using MI-PLAN IP funds. The design of the MI-PLAN software is based on the premise that the 25% allocated to MI-PLAN funds that provides the client with a foundation on which to choose other funds as mapped into the MI-PLAN software. As it's important to match the choice of product with the advice benchmark included in the MI-PLAN software should less than 25% of the clients product choice be directed to funds that are not similar to the MI-PLAN suite of funds, that a risk of a disconnect exists between the benchmark created and product choice. No fee is charged for the software and no obligation is placed on the advisor to offer, continue to offer, or offer to a minimum number of clients, this financial service. There are no other conditions placed on the advisors for the continued use of such technology that may influence the objective performance of the advisor. The advisor's obligations to render unbiased, fair advice in the best interests of you, the client, remains with your advisor. Your advisors obligation is to compare this financial offering against all others and ensure it is the most appropriate for your needs.